
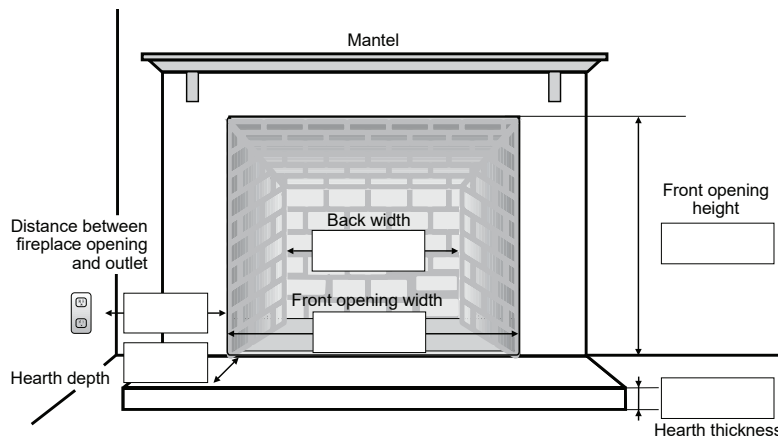
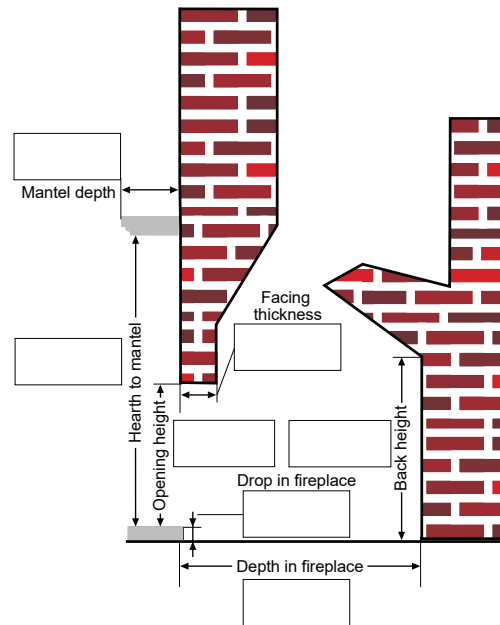


FIREPLACE SELECTION WORKSHEET

We want you to enjoy your beautiful Regency fireplace for years to come. To help you figure out which product is just right for your home, fill in the following worksheet. Once complete, visit your nearest Regency dealer. Your professional Regency dealer will assess your needs - including local building codes - and install your Regency.

1. BASIC PRODUCT FUNCTION QUESTIONS	
a. I would like my unit to provide me with:	<input type="checkbox"/> Supplemental heating <input type="checkbox"/> Priority heating
b. The room/rooms I would like to heat are:	sq. ft.

2. FIREPLACE PRODUCT TYPE AND MEASUREMENTS	
a. I am:	<input type="checkbox"/> Installing a new fireplace <input type="checkbox"/> Installing into an existing fireplace
b. Fill in the following measurements:	Ceiling Height:
	Location in the room:
c. What is the:	Flooring material:
	Wall material:
	Ceiling material:
d. Fireplace opening dimensions:	Width (front):
	Width (back):
	Height:
	Depth:



www.regency-fire.com

© 2016 FPI Fireplace Products International Ltd. Regency, Alterra are registered or proprietary trademarks of FPI Fireplace Products International Ltd. All rights reserved. Flue adaptor patent #7784458. (07/16) Part no. 944-218

The Original Flame Inc.

www.theoriginalflame.com • 705.742.9452
 982 Hwy 7 East
 Otonabee, ON (Peterborough)
 K9J 6X8